



District Report Card: 2017


State: West Bengal	District: Dakshin Dinajpur
Class: 5	Subject: Language
Schools: 60	Students: 1149


Participation/Coverage


Students

<div>GENDER</div> <div></div>	Boys				Girls			
	Number		%		Number		%	
	522		45.43		627		54.57	

<div>AREA</div> <div></div>	Rural				Urban			
	Number		%		Number		%	
	948		82.51		201		17.49	

<div>CATEGORY</div> <div></div>	SC		ST		OBC		GEN	
	Number	%	Number	%	Number	%	Number	%
	386	33.59	256	22.28	170	14.80	337	29.33

<div>CWSN</div> <div></div>	LD	VI	HI	S&LD	ID	Oth
	0	1	2	2	2	12

<div>Management</div> <div></div>	Government			Government-aided		
	Number		%	Number		%
	547		47.61	602		52.39

Average Performance of Students in Language (%)

Overall	Gender		Area		Management		Social Group			
	Male	Female	Rural	Urban	Govt.	Aided	SC	ST	OBC	GEN
52.53	53.00	52.13	51.08	59.34	52.25	52.78	52.33	50.44	48.35	56.44

Performance on Learning Outcomes (LOs)

Learning Outcomes	Description	Average Performance(%)
L504	Reads and comprehends independently storybooks, news items/ headlines, advertisements etc.	47.08
L508	Reads text with comprehension, locates details and sequence of events	55.25

Range of Performance of Students who Answered Correctly							
Below 30%		30% - 50%		50% - 75%		Above 75%	
Number	%	Number	%	Number	%	Number	%
247	21.50	272	23.67	408	35.51	222	19.32

Lowest Performing Learning Outcomes (LOs)

- 1 - Reads and comprehends independently storybooks, news items/ headlines, advertisements etc. (47.08)
- 2 - Reads text with comprehension, locates details and sequence of events (55.25)